




# Literacy Lesson

2nd grade  
TCRWP Nonfiction  
Session 2

Today, you will need:

What I need from you:

- A pen or pencil
- A piece of paper
- A smile :)



## 学习目标：

我们将能够以非小说类读者的身份学习一项**新技能**。

---

## Objetivo de aprendizaje:

Podremos aprender **una nueva habilidad** como lectores de no ficción.

---

## Objetivo de aprendizagem:

Poderemos aprender **uma nova habilidade** como leitores de não-ficção.

---


## Learning Goal:

We will be able to learn **a new skill** as **nonfiction readers**.



## ANCHOR CHART

### Nonfiction Readers Grow Knowledge

- Pay attention to details. 
- Put the parts of the text together in your mind.




# Pay attention to details



Lesson Goal: Today, I want to teach you that as **nonfiction readers**:

1. We **pay attention to details**
2. We **put details together to learn**
3. We **ask questions** ?





[中文](#) [Español](#)



ANCHOR  
CHART

## Nonfiction Readers Grow Knowledge

- Pay attention to details. 
- Put the parts of the text together in your mind. 
- **Ask questions.**



Ask questions









# Nonfiction Readers Grow Knowledge

1. Pay attention to details



I'm noticing...

---

2. Put the parts of the text  
together in your mind



I'm learning...


---

3. Ask questions



I'm wondering...

# Diagram of Castle



# Nonfiction Readers Grow Knowledge

1. Pay attention to details



I'm noticing...

---

2. Put the parts of the text  
together in your mind



I'm learning...

---


3. Ask questions




I'm wondering...

# Non-fiction Reading Groups


Sam, Elenor,  
Brian & Chris




Orlando,  
Mikaela, Josué  
& Camie  
(+ Spanish  
Translation)



Si Ru, Brenda,  
& Victoria  
(+Mandarin  
Translation)



Bess, Ben,  
Aneponi, &  
Gayle




Andrea,  
Christine, Zoe,  
& Grace






# Ways to Talk about Your Thinking


Para comunicar sus ideas  
diga:

• I'm noticing... 

Estoy notando...


• I'm learning... 

Estoy aprendiendo...


• I'm wondering... 

Me pregunto si...


谈论您的想法的方式：

• I'm noticing... 

我注意到了

• I'm learning... 

我在学...

• I'm wondering... 

我很好奇...





# Flipping Over Flipgrid QR Codes

Flipgrid



## SPREAD KINDNESS!


# Flipping Over Flipgrid QR Codes

Flipgrid



**WOW!** This looks like a really great book! Your friends are always asking me to recommend books for them to read but, let's face it, I'm not a kid. They don't want to hear me. They want to know what YOU think.

Could you please help me? If you like this book, would you record a short video recommendation?  
Just go to this website: <https://flipgrid.com/856b9171> and press this square to record your video:



If you record a recommendation, stop by to tell me. I would like to give you a thank you gift.

I can't wait to hear your voice!

Mrs. Holzweiss

## PROMOTE BOOK TALKS!



# F&P TEXT LEVEL GRADIENT™

FOUNTAS & PINNELL  
LEVELS

GRADE-LEVEL  
GOALS

A

B

C

D

E

F

G

H

I

J

K

Fountas and Pinnell Text L

Kindergarten

Grade One

Grade Two